


Story

Bee & Me by Alison Jay

You may like to watch the story again <https://youtu.be/DO215UAi4i4>

Think about the 4 main parts of the story. Can you draw these in our Tales Toolkit format?



Character



Setting



Problem



Solution

Phonics

This week we are revisiting 'ur' and learning 'air'.

ur

Play this game – Trash or Treasure. Write these words on pieces of paper.

turn burt curb curl zurp surf churd turnip

Read the words and decide if they are 'treasure' (real words) or 'trash' (fake words).

air

Play this game – Sound Button Blend. Write these words on a piece of paper.

chair hair fair pair lair air stairs repair

Add sound buttons, remember a digraph or trigraph needs a line underneath → ch air.

How many words can you read in 1 minute?

Art

Sketch or paint a bee!

- Look closely at a photo.
- Draw the outline of your bee
- Use paint or pencil to add colour and details





Maths

Let's share!

This week we are looking at halving. We need two equal groups of objects.

Draw two teddy bears



Find 4 things. Can you share these between the teddy bears? How many do they have?
Remember they need to have the same.

Challenge: Can you share 10 things? How many do each of the teddy's have?

Make at home.

Can you make a bee cafe?

Watch this video to see what you need to do. Bees have to travel a long way to find food, making a bee café will help the bees.

<https://www.youtube.com/watch?v=lfBE5AUG5tM>

You will need:

- A pot
- Some soil
- Stones
- Plants or seeds that bees like. (daisy's or lavender)